

Class-III

A colorful graphic featuring the words "Summer Vacation" in a bubbly, blue font. A smiling sun with a face is positioned above the word "Summer". A red heart is located above the "u" in "Summer". A red and orange water hose with a black nozzle is coiled around the word "Vacation", with water spraying from the nozzle. The entire scene is set on a patch of green grass.

"Reading is essential for those who seek to rise above the ordinary."

- Do the following pages in your supplementary reader Celebrate:

- Do cursive writing from pg no. 3 to 25 in your Cursive Writing book.

- Read newspaper every day, learn new words and enrich your vocabulary.

- Revise all the topics done in class from Reader ‘Skylark’ and ‘Grammar Chest’ book.

•Activity Time

Roll no. 1-10: Make a collage of Nouns: Number (Singular -Plural) for e.g.- one apple- two

apples using relevant pictures on an A3 size sheet.

Roll no. 11-20: Draw/ Paste any 5 pictures each of the common, proper and collective nouns from books/magazines/newspapers and make a beautiful collage on an A-3 size sheet.

Roll no. 21 onwards: Make a collage on Compound nouns e.g.- cup+cake= cupcake using relevant pictures/ drawings on an A-3 size sheet.

हिन्दी

1 लेखनकार्य-

(क) सुलेख पुस्तिका पृष्ठ 20 तक पूर्ण करें।

(ख) कक्षा में करवाए गए कार्य को याद करें।

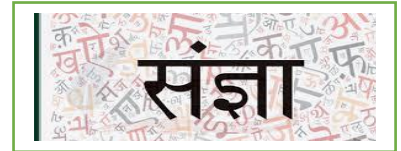
(ग) नियमित रूप से समाचार-पत्र और बाल -पत्रिकाएँ पढ़ें।

(घ) नीचे दी गई हिंदी की लेखन -पत्रिका को हिंदी की नोटबुक (notebook) में करें-

प्रश्न 1 चित्र देखकर संज्ञा शब्दों से वाक्य बनाओ -




प्रश्न 2 नीचे दिए गए शब्दों को सही स्थान पर लिखो -



कबूतर भाई भलाई वीरता गंगा बालिका विद्यालय तीर हिमालय सुधा चीनी पेड़ राधिका जयपुर
गाय प्रसन्नता राजू चिड़िया फूल

व्यक्ति	वस्तु	स्थान	जानवर/पक्षी	भाव

प्रश्न 3 चित्र देखो और दोदो पर्यायवाची शब्द-लिखो-



प्रश्न 4 शब्दों को पढ़ो और सही लिंग तक रेखा खींचो-



स्त्रीलिंग

नौकर
बेटी
पुत्री
लेखक
भतीजा
रानी
मालिक



पुल्लिंग


2. रचनात्मक कार्य:

नीचे दिए गए कार्योको अपनेरोल नंबर (Roll Number) के अनुसार करें-

1. आकर्षक बुक मार्क बनाकर उसपर हिंदी के अनमोलवचन लिखिए।	(रोल नंबर 1-10)
2. भारत में मनाए जाने वाले धार्मिक त्योहारों में से किसी एक त्योहार का सुंदर सा चित्र चार्ट पर बनाए। (उदाहरण- दिवाली, होली)	(रोल नंबर 11-20)
3. 'वृक्ष लगाओ, धरती बचाओ' विषय पर पोस्टर सहित नारे चार्ट पर लिखे।	(रोल नंबर 21- last)

MATHEMATICS

- 1) Make a separate notebook to do the following work.
 - a) Memorize and write multiplication tables from 2-15.
 - b) Do the worksheets given at the end of Chapter -1, 2 and 3 of your Maths park book.



- 2) Complete Empowering Mental Math book till Page Number 20.
- 3) Revise the syllabus done so far.

Project:

1. Make beautiful scenery on A3 sheet/Chart paper (use cardboard at the bottom to make it stable) using different 2D and 3D shapes.



2. Make a working model of Place Value up to thousand on cardboard. Cut 3 or 4 circles using colourful sheets on the cardboard and divide them into 10 equal parts with a scale. Name them 0-9 as shown in the figure and on the top write ones, tens, hundreds, thousands for 3 - digit number or 4 - digit number accordingly.



EVS

1. Revise and learn all the chapters done in the class.

2. Activity:-

* Roll No. 1-11 On an A-3 size sheet paste 2-3 samples of sources of three groups of food. Carbohydrates, Proteins and Vitamins and minerals.

* Roll no. 12-22 On an A-4 size sheet paste samples of different kinds of natural and man-made fabrics.

* Roll no. 23-33 Make a 3-D model of any bird's nest. For e.g. Cup nest, weaver nest or tailorbirds nest etc.

3. **MY FAMILY-** Paste pictures of each of your family members in the scrapbook. Write few lines on the relationship that you share with them their likes- dislikes and their occupation.



4. Complete the crossword and find out the names of the different jobs and occupations using the pictures.
(Take printout of this activity and paste it in your EVS notebook)

Jobs & Occupations

1. Down: M, C, A

2. Across: C, A

3. Across: A

4. Down: D

5. Down: T

6. Across: S, E, T, J

7. Down: D

8. Across: E

9. Across: T, J

10. Across: L

11. Down: P

12. Across: A

13. Across: F

14. Down: M

15. Across: J

16. Down: D

1. Mechanic

2. Scientist

3. Astronaut

4. Detective

5. Doctor

6. Scientist

7. Doctor

8. Surveyor

9. Teacher

10. Lawyer

11. Pilot

12. Artist

13. Firefighter

14. Musician

15. Businessman

16. Surgeon

GENERAL KNOWLEDGE

1. Revise syllabus of PWT-1.
2. Read newspaper on a daily basis.
3. Paste the pictures of national symbols according to your roll number and write one amazing fact for each.
(on A3 size colourful sheet)

Roll Nos.	National symbols
1-10	National river of India National tree of India
11-20	National fruit of India National vegetable of India
21-30	National currency of India National reptile of India
31-40	National bird of India National flower of India



ART AND CRAFT

1. Create a beautiful pattern design on Page no.39 in the Shades book using colourful sketch pens or pencil colours. Tear out the page and paste it on an A3 size pastel sheet of any colour as a frame.
2. Colour Page no. 12 in the Shades Book beautifully and add decorations of your choice.
3. Complete the activity beautifully and neatly in the Shades book according to the questions mentioned on Page No- 7 and 36 in the Shades Book.
4. Design Quilling Art Craft on an A-3 size sheet and frame your sheet with another colour pastel sheet.
For Quilling Craft use quilling strips and decorate your work according to your innovative ideas.



COMPUTER SCIENCE

Learn Lesson 1 and 2 for the written exam (PWT1) to be held on 05.07.2024.