



PRABHU DAYAL PUBLIC SCHOOL

SHALIMAR BAGH DELHI-88

CLASS- PRE PRIMARY (KG)
Session: 2024-25

HOLIDAYS HOME WORK



Dear Students and Parents,

**It's summer time when faces
light up with smiles.**



It's time for the children to play, relax and enjoy as summer vacation is the time they eagerly await for. This is the time to unlock the days creatively making the most of it while being at home. Along with the break, comes many opportunities for your child to explore new hobbies like kneading, baking, gardening, painting, drawing, skating.

Here are the ways by which you can make the holidays fun and meaningful at the same time:

1) Ask your child to help you in doing small house hold chores like cleaning the cupboards, watering the plants, making the bed, serving meals. Helping in the kitchen can be fun too.

2) Don't let them become a couch potato!! REDUCE SCREEN TIME, instead make them play interesting games like Scrabble, Pictionary, Chess etc.

3) Encourage them to exercise or take up a sport.



As the school announces the summer break, make sure that the children have a constructive vacation. With this thought some 'Holidays homework' in being given which will keep the child active and observant. The work can easily be done by the students with a little assistance, only when required.

Follow the guidelines given by teachers to complete specific activities.





Note: Kindly take the print out of the worksheets and submit them in a well labelled folder.

Date of Submission

Roll No.s

05-07-24

1-10

08-07-24

11-20


10-07-24

21 onwards







ENGLISH



**"Books are undeniably
a blessing to us."
Encourage your child
to read any age
appropriate story
book to enhance their
vocabulary and
knowledge.**



Make flash cards of the following Opposite words according to the roll number.
Size : A4 pastel sheet

Opposite words

Roll no.

Happy-Sad

1,2

Hot - Cold

3,4

Far-Near

5,6

In-Out

7,8

Slow - Fast

9,10

Open - Close

11, 12

Day - Night

13,14



Opposite words

Roll no.

Fat-Thin

15,16

Wet-Dry

17,18

Clean-Dirty

19,20

Good-Bad

21,22

Soft-Hard

23,24

Young-Old

25,26,27



Write the First Letter of the Given Picture

























Circle the pictures that begin with same letter

a



b



c



d



e



f



Circle the pictures that begin with the same letter

g



h



i




j



k




l



MATHS





Make flash cards of the following
Pre number concepts
according to the Roll numbers.
Size: A4 pastel sheet

Big- Small

1,2,3

Thick-Thin

4,5,6

Long-Short

7,8,9

Tall-Short

10,11,12

More-Less

13,14,15

Heavy-Light

16,17,18

Full-Empty

19,20,21




One-Many

22,23,24

Far-Near


25,26,27

Count & Write



Activity Time

Join the dots and colour:-





HINDI





**निम्नलिखित कहानियों के
अनुक्रमांक(Roll no.) के
अनुसार पात्रों की छड़ी
कटुपुतलियां(Stick
Puppets) बनाएं।**

कहानी

अनुक्रमांक

शेर और चूहा

1,2,3

प्यासा कौवा

4,5,6

चालाक लोमड़ी

7,8,9

लोमड़ी और सारस

10,11,12



कहानी

अनुक्रमांक

लालू और पीलू

13,14,15

बंदर और टोपीवाला

16,17,18

चतुर मेमना

19,20,21

बंदर और मगरमच्छ

22,23,24

खरगोश और कछुआ

25,26,27

चित्र देखकर शब्द लिखें



Blank lined box for writing the word.



Blank lined box for writing the word.



Blank lined box for writing the word.



Blank lined box for writing the word.



Blank lined box for writing the word.



Blank lined box for writing the word.



Blank lined box for writing the word.



Blank lined box for writing the word.



Blank lined box for writing the word.



Blank lined box for writing the word.



Blank lined box for writing the word.



Blank lined box for writing the word.

सही अक्षर पर गोला लगाओ



द त व प



ध थ प भ



द प व ह



ध व म त



न र थ प



प न म र

ENVIRONMENTAL STUDIES





Prepare
"Animal Mask" according
to the following Roll no.

TIGER	1,2,3
LION	4,5,6
BEAR	7,8,9
ELEPHANT	10,11,12
MONKEY	13,14,15
RABBIT	16,17,18
GIRAFFE	19,20,21
ZEBRA	22,23,24
DOG	25,26,27



Prepare a chart on National Symbols of India.

Size- A3 sheet

ART AND CRAFT



**Create a Wall Hanging using
different craft material.
Eg. Fruits, Vegetables,
Flowers, Transport.**



Create your own "Paper Weight".

Paint and decorate Pebbles with acrylic colors.



HAPPY HOLIDAYS

