

## HOLIDAYS HOMEWORK (2022-23)

CLASS IX

ENGLISH

### 1. Life and History of Robert Frost.

Poem- The Road Not Taken

(Use A4 size sheets 3-4 pages)

### 2. Letter Writing

Imagine that you are the narrator of the story. You enter the house and after waiting a few minutes, other people begin to arrive. It is now the afternoon of the following day.

Write a letter to your elder brother or sister describing your impressions of the house and your experiences since you discovered it.

In your letter you should:

- Discuss how you first discovered the house
- Describe your thoughts and feelings when you met the man leaving the house
- Explain what you discovered after you entered the house
- Write about 250-350 words

Do the letter on A4 size sheet.

### 3. Descriptive Writing

Give an account of your arrival at a very strange hotel. Describe the building, the surroundings, the staff and the other guests.

4. Read the novel 'Three Men In A Boat'. Write the character sketch of the major characters. (Use A4 size sheets)

ग्रीष्मकालीन गृह कार्य 2022-23

कक्षा - नवी

विषय - हिंदी

निर्देश -

- 1 - सभी कार्य पृथक् कॉपी में कीजिए।
- 2 - लिखाई और स्वच्छता का ध्यान रखें।

प्रश्न 1- समाज की ज्वलंत समस्याओं पर आधारित कोई स्वरचित कविता या कहानी लिखिए।

प्रश्न 2- 'स्वर संधि' की परिभाषा सहित उनके भेदों के नाम लिखिए तथा किन्हीं 25 शब्दों की संधि - विच्छेद कीजिए और किन्हीं 25 संधि विच्छेद शब्दों की संधि कीजिए तथा संधियों के नाम भी बताइए।

प्रश्न 3 - निम्नलिखित विषयों पर अनुच्छेद लिखिए।

1. पुस्तकालय का शिष्टाचार
2. दुर्लभ होता है एक अच्छा मित्र
3. ग्लोबल वार्मिंग का बढ़ता खतरा

प्रश्न 4 -

1. मोबाइल के अधिक प्रयोग से होने वाली हानियों के विषय में बताते हुए छोटे भाई को पत्र लिखिए।
2. विदेश में रहने वाले मित्र को पत्र लिखिए जिसमें भारतीय संस्कृति की विशेषताओं का वर्णन हो।

प्रश्न -5 -

1. प्लास्टिक की थैलियों के दुरुपयोग और हानियों के विषय में दो मित्रों के बीच संवाद लिखिए।
2. सड़क पर आंखों देखी दुर्घटना के संदर्भ में पुलिस वाले और दृष्टा के मध्य हुए संवाद को लिखिए।

प्रश्न 6 - अपनी पाठ्य पुस्तकों के पठित पाठों को पढ़िए ,समझिए तथा अपने बौद्धिक विकास पर आधारित पाठ के अनुसार कुछ प्रश्न (10 )बनाइए और उनके उत्तर लिखिए।

**HOLIDAYS HOMEWORK FOR CLASS IX**  
**SUBJECT : INFORMATION TECHNOLOGY**  
**SESSION(2022-23)**

Note: Instructions regarding submission of holidays homework will be given by your IT teacher.

Attempt the following questions:

- I. Name a few word processing softwares.
- II. Write the steps to select vertical block of text.
- III. Reeta wrote an essay on “Our Country”. Wherever she wrote 'India', she wants to replace it with 'Bharat'. Which feature she should use for quick replacement?
- IV. Anjali is searching synonyms while writing a poem. Which feature of Open Office Writer may help her?
- V. Yuvi wants to know where Enter key has been pressed while typing the document. Which key combination will help him?
- VI. Anshul is typing mathematical formula :  $(X + Y)^2 = X^2 + Y^2 + 2XY$   
Which character formatting feature he has used?
- VII. Ravi is making a poster and he wants width of the poster should be more than height of the poster. Which feature will help him?
- VIII. Ritika wants to maintain Cricket Score of IPLs. Which feature of Open Office Writer will help her in storing data in an organized manner?
- IX. Aniket wants to see layout of his typed document before printing.  
Which feature of Open Office Writer will help him?
- X. Complete your IT portfolio questions of Open Office Writer as given below:

# List of Practicals Using Open Office Writer

## For class - IX

### **Assignment 1:**

**Objective:** Insert image into document and format the contents.

**Task:** Type the following paragraph in OO Writer and follow the given instructions:



As we know computer has changed our life. Nowadays, computers are essential in every field. Before globalization we were not aware of the importance of computers, but internet is playing a major role, because by using it we are very close to each other and can communicate anywhere.



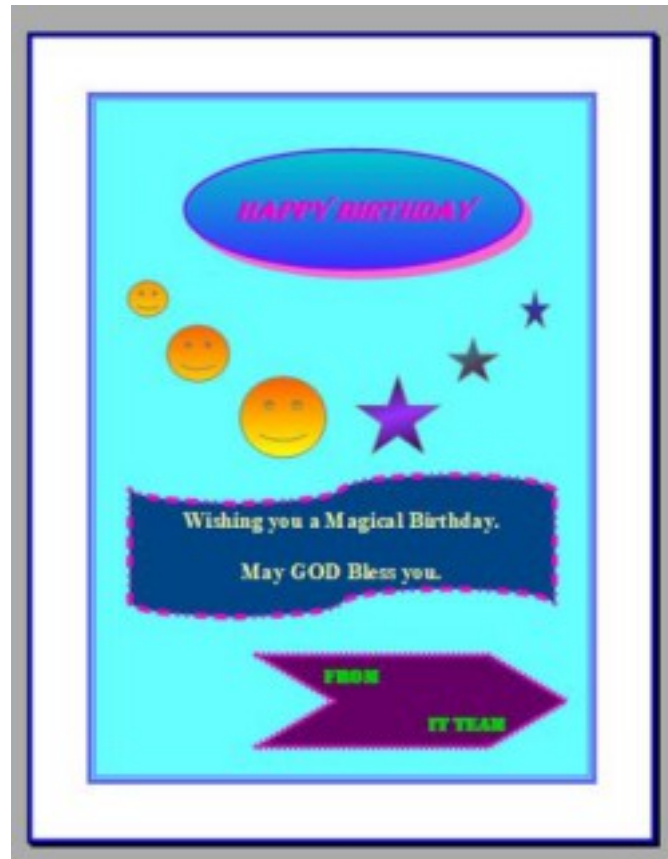
### **Instructions:**

1. Insert a computer picture from Gallery on top of the paragraph.
2. Justify the text.
3. Search a computer picture from the search engine, save it in your computer and insert it in the document.
4. Resize the picture and place it as shown below the paragraph.
5. Crop the second image and remove the unwanted parts.

## Assignment 2:

**Objective:** Creating drawing objects

**Task:** Create a GREETING CARD using different drawing objects from the drawing toolbar.



### Instructions:

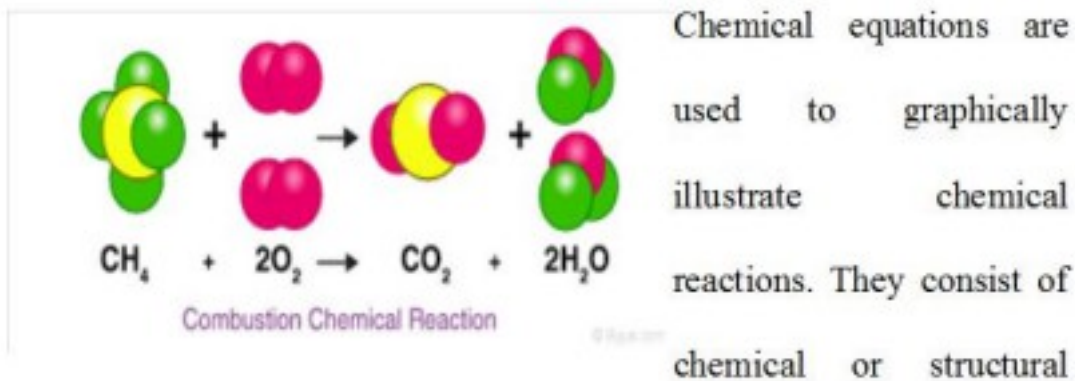
1. Change the border colour of all shapes. (Select any colour of your choice)
2. Change the fill colour of Basic Shapes and Symbol shapes.
3. Change the border styles and border width of the shapes.
4. Apply gradient fill to ellipse, smileys and stars.
5. Add required text to shapes and format it.
6. Add page border and colour to make the card attractive.

Note : This is a sample design. You can make a similar one of your choice.


## Assignment 3:

**Objective:** Position the image with text

**Task:** Write the following paragraph and insert relevant image in a file and place it as displayed in the following screenshot.



the word “yields”. The tip of the arrow points in the direction in which the reaction proceeds.



## Assignment 4

**Objective:** Insert a table (using insert → table command) and enter data into the table.

**Task:** Create the following table using insert→ table command in OO Writer and insert data.

S. No.	Name of Batsman	Wicket Details	Runs	Balls	4s	6s
1	Rohit	C Aman B Pankaj	45	31	4	1
2	Vikas	LBW B Umang	12	15	1	0
3	Anuj	B Nirbhay	35	37	3	1
4	Sagar	St Karan B Pankaj	37	13	4	2


Save your file with the name: **Cricket.**

## Assignment 5

**Objective:** Understanding and use of various commands of table.

**Task:**

- Open the file CRICKET created in the Assignment 4.
- Insert a row above the first row and merge all cells and write heading:  
**IPL Cricket final Score Board**
- Insert an image in front of heading and split merged cells into two columns and one row
- Align the text and image properly
- Insert a row below the second batsman Vikas and insert data: 3, Akshay, Not Out, 85, 53, 6, 3
- Delete the row having data of Anuj.
- Insert a column after 6s column and give the heading S.R.(strike rate) and calculate the strike rate(Strike Rate=Runs/Balls) manually and write it accordingly.
- Insert a row below the last row for RUN RATE(RUN RATE=RUNS/OVERS).

		<b>IPL Cricket final Score Board</b>					
S. No.	Name of Batsman	Wicket Details	Runs	Balls	4s	6s	S.R.
1	<u>Rohit</u>	C Aman B Pankaj	45	31	4	1	1.45
2	<u>Vikas</u>	LBW B Umang	12	15	1	0	0.8
3	<u>Akshay</u>	Not Out	85	61	6	3	1.39
4	<u>Sagar</u>	St Karan B Pankaj	37	13	4	2	2.84
RUN RATE=8.95			179 for 3	20 Overs	15	6	



## **CLASS IX - Mathematics**

### **Holidays Home Work**

**2022 - 2023**

1. Create any mathematical puzzle and solve it.
2. Complete all exercises of NCERT book up to syllabus covered in the class.
3. Write a short note on the use of algebra in day to day life.
4. Practice extra questions from R.S. Agarwal/any other reference book on chapters covered so far (Do at least 10 extra questions on each chapter).
5. Construct a square root spiral on an A4 size sheet and present it creatively.

**PRABHU DAYAL PUBLIC SCHOOL  
CLASS IX (2022-23)  
SCIENCE  
SUMMER HOLIDAYS HOMEWORK**

1. "Lets push Towards Green to keep the Planet Clean."

Since pollution is the introduction of harmful materials in the environment , pollution prevention becomes a prime concern in reducing pollution. Find out about different types of pollutions caused by human activities that degrades the environment. Make a colourful poster on any ONE type of pollution on a A-4 size sheet. Write a befitting slogan on the poster.

2. Write a brief account of the life history of any ONE scientist of your choice, with his/her contribution made in the field of science. Illustrate the same with a few pictures.

3. Activity Based:

Prepare a model to demonstrate movement of particles in solids, liquids and gases. For making this model you will need the following things and get a sample of the same while submitting your holidays home work.


- A transparent jar
- A big rubber balloon or piece of stretchable rubber sheet
- A string
- Few chick-peas or black gram or dry green peas.

How to make?

- Put the seeds in the jar.
- Sew the string to the centre of the rubber sheet and put some tape to keep it tied securely.
- Stretch and tie the rubber sheet on the mouth of the jar.
- Your model is ready. Now run your fingers up and down the string by first tugging at it slowly and then rapidly.

4. Solve the following Puzzles.

# Motion



## Across

1. velocity at the start  
 4. the speed and direction of an object  
 5. speed of an object when it changes a lot  
 8. a measurement of distance  
 11. velocity at the end


12. the study of how things work  
 13. speed at any given moment  
 14. unit of velocity  
 15. speed that doesn't change

## Down

2. how fast motion changes speed

3. any piece of information found in an experiment  
 6. a measurement of length  
 7. rate of motion  
 9. a measurement of time  
 10. when an object changes position

# Matter in our Surroundings



## Across

- 3.** It is a surface phenomenon  
**5.** The state of matter can be changed by changing pressure or  
**6.** They don't have fixed shape but fixed volume  
**8.** Air, Earth, Fire, Sky and Water are also called  
**10.** It is a bulk phenomena

- 13.** Conversion of gas into liquid is  
**14.** The force of attraction between the particles is maximum in .  
**15.** Conversion of liquid into gas

## Down

- 1.** It is made up of small particles.  
**2.** Conversion of liquid into solid is

- 4.** Conversion of gaseous state directly into solid state is  
**7.** If there is an decrease in it ,the rate of evaporation also decreases  
**9.** Conversion of solid into liquid is  
**11.** The minimum force of attraction is between .  
**12.** Evaporation causes

5. Revise all the topics taught to you so far.

**Note:- Do Ques.1 in Biology Notebook and Ques.4 in Physics/Chemistry Notebook.**

**Prabhu Dayal Public School**

**Holiday Homework**

**Class- IX (2022-23)**

**Social Science**

- I. Prepare a project report on the topic- ‘Disaster Management’.

**Outline of the project**

- Introduction
- Types- Natural and Human induced
- Causes and mitigation
- Rising frequency of human induced disasters (current examples should be given due importance)
- Importance of awareness in the mitigation of disasters.
- Technology and disaster management
- Maps

**Important Instructions**

While preparing the project, the points to be kept in mind are:

- The project report should be handwritten.
- Use A4 size sheets.
- Page limit- 15-20 sheets.
- Project should have: cover sheet, index, introduction, conclusion, acknowledgement and bibliography/references.
- The cover sheet of the project should have the following details:
  - Theme of the Project
  - Name
  - Class and Section
  - Subject
- Use maps, pictures, diagrams and relevant data for illustration.
- The collected data should have a reliable source and that should be mentioned with it.
- Use eco-friendly products for the project.

**Assessment Rubrics**

<b>Content Accuracy, Originality and Analysis</b>	<b>Presentation and Creativity</b>	<b>Viva Voce</b>	<b>Total</b>
2	2	1	5

**Note: This project report is a part of internal assessment.**

- II. Locate and label the following:
- Major countries of First World War
  - Allied and Axis Powers
  - Territories under Nazi Power on the Map of Europe

**Note:** To be done in the Map Practice Book page no. 56, 57, 58, 59, 64, 65, 66, 67

- III. Revise the covered syllabus for PWT-I.